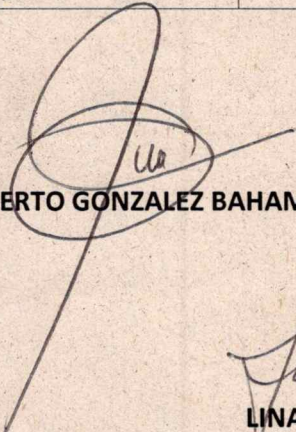




E.S.E. HOSPITAL DEPARTAMENTAL SAN VICENTE DE PAUL
ESTADO DE RESULTADOS - ANALISIS VERTICAL Y ANALISIS HORIZONTAL

CONCEPTO	JUNIO		Analisis Vertical		Analisis Horizontal 2023-2022	
	2022	2023	2022	2023	Var en \$	%
Venta de Servicios	36,012,667,571	42,123,614,127			6,110,946,556	15%
Menos: Costo de Ventas	25,762,269,150	28,651,887,129	72%	68%	2,889,617,979	10%
Utilidad Bruta	10,250,398,421	13,471,726,998	28%	32%	3,221,328,577	24%
Menos: Gastos De Admon y Operación	6,724,006,331	6,999,787,563	19%	17%	275,781,232	4%
Menos: Deprec, Provis Y Deterioro	1,551,105,904	3,346,254,624	4%	8%	1,795,148,720	54%
Excedente o Deficit Operacional	1,975,286,186	3,125,684,811	5%	7%	1,150,398,625	37%
Mas: Otros Ingresos	952,052,742	275,820,178	3%	1%	-676,232,564	-245%
Menos: Otros Gastos	1,715,550,749	282,353,571	5%	1%	-1,433,197,178	-508%
Resultado del Ejercicio	1,211,788,179	3,119,151,418	3%	7%	1,907,363,239	61%


JORGE HUMBERTO GONZALEZ BAHAMON
Gerente


MARTHA LILIANA DIAZ DURAN
P.U. Contadora TP No 71631-T


LINA MARIA FERRO DUCUARA
Revisora Fiscal